



TXSS

Texas Capital Texas Small Cap Equity Index ETF

Quarterly Fund Fact Sheet

As of 6/30/2024

OBJECTIVE

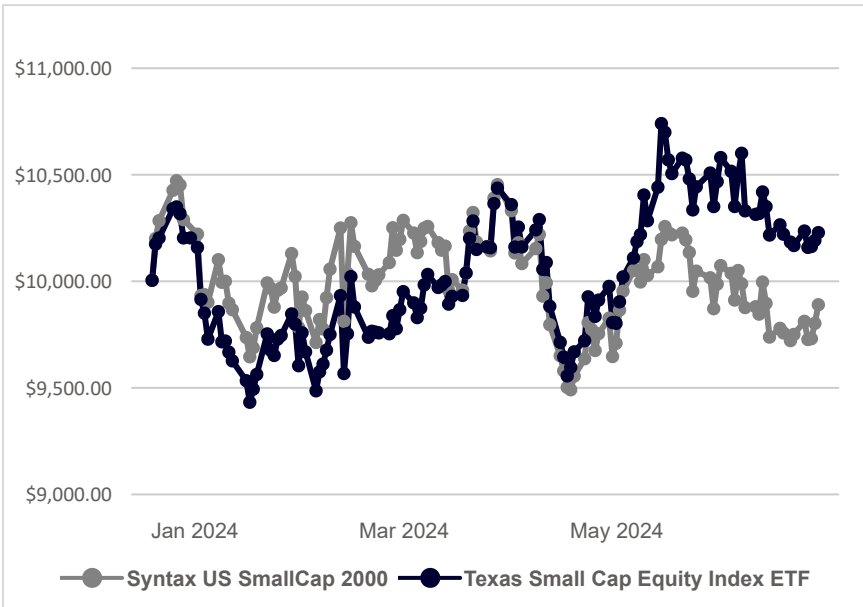
The Texas Capital Texas Small Cap Equity Index ETF (the "Fund") seeks to provide investment results that, before fees and expenses, correspond generally to the total return performance of the Texas Capital Texas Small Cap Equity Index (the "Index").

The Index is a sector GDP weighted and market-capitalization weighted diversified index designed to reflect the performance of stocks in small-capitalization companies that are headquartered in Texas. The key business sectors in the Index include industrials, energy, consumer discretionary, healthcare and real estate.

GROWTH

Texas Capital Texas Small Cap Equity Index ETF vs. Syntax US SmallCap 2000

Growth from 12/20/2023 to 06/30/2024



Growth chart calculation based upon Net Asset Value

FUND INFORMATION

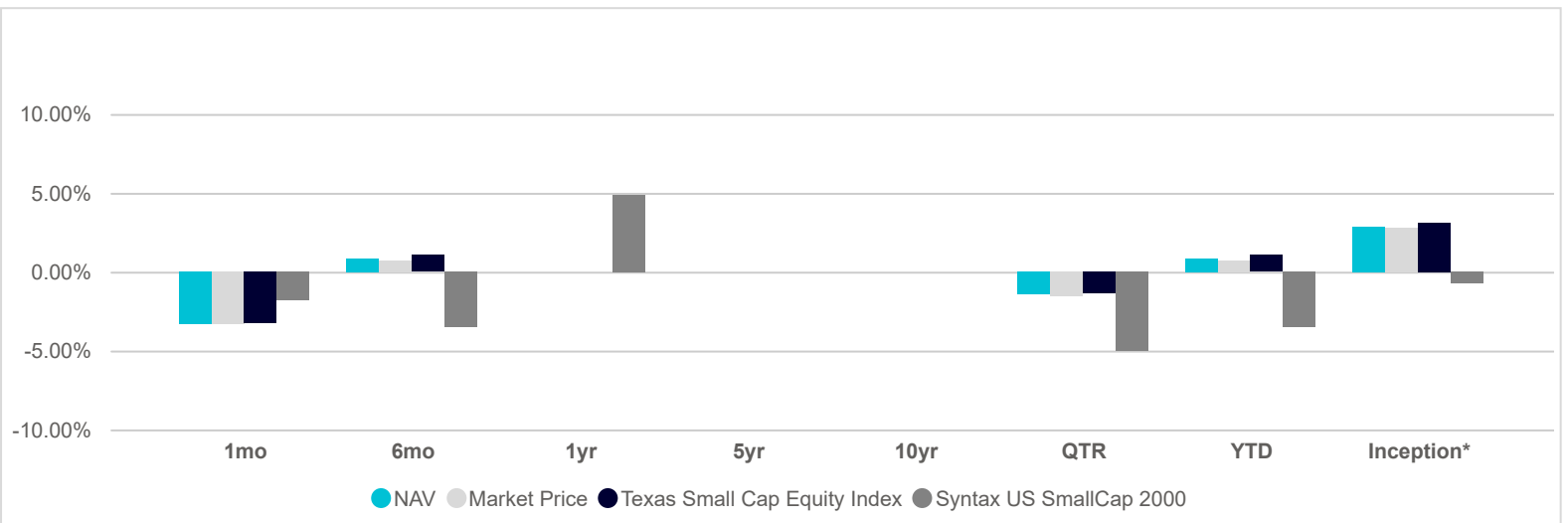
Inception Date	12/20/2023
Gross Expense Ratio*	0.49%
Benchmark	Syntax US SmallCap 2000
Asset Class	US Equity
Net Assets	\$12,419,813.11
Total Holdings	162
Shares Outstanding	490,000
30-day SEC Yield	0.74
Ticker	TXSS
Exchange	Nasdaq

TOP 10 HOLDINGS

1	Howard Hughes Holdings Inc.	8.0%
2	AMN Healthcare Services Inc.	3.7%
3	Insperty Inc.	3.6%
4	Kinetik Holdings Inc.	3.0%
5	NETSTREIT Corporation	2.9%
6	DNOW Inc.	2.7%
7	Group 1 Automotive Inc.	2.6%
8	Brinker International Inc.	2.6%
9	Academy Sports & Outdoors Inc.	2.5%
10	Vital Farms Inc.	2.4%
% in Top 10		34.0%

PERFORMANCE Performance as of June 30, 2024

Total Return 12/20/2023 to 06/30/2024



	1mo	6mo	1yr	5yr	10yr	QTR	YTD	Inception*
NAV	-3.32%	0.84%				-1.44%	0.84%	2.84%
Market Price	-3.32%	0.72%				-1.52%	0.72%	2.80%
Texas Small Cap Equity Index	-3.27%	1.07%				-1.37%	1.07%	3.09%
Syntax US SmallCap 2000 ¹	-1.82%	-3.48%	4.88%			-5.00%	-3.48%	-0.73%

*ETF Inception date 12/20/2023

Performance data quoted represents past performance. Past performance does not guarantee future results. The investment return and principal value of an investment will fluctuate so that an investor's shares, when sold, may be worth more or less than their original cost. Current performance may be lower or higher than the performance data quoted. Returns for periods less than one year are cumulative. Unlike mutual funds, shares of ETFs are not individually redeemable directly with the ETF. Shares of ETFs are bought and sold at market price, which may be higher or lower than the net asset value (NAV).

¹The Syntax US SmallCap 2000 measures the float-adjusted market capitalization-weighted performance of the 201st- through 1000th-largest and sufficiently liquid publicly traded entities in the United States as defined according to Syntax's proprietary country classification methodology, which considers regulatory filings, currencies of accounting and distribution, and use of tax havens.



TXSS

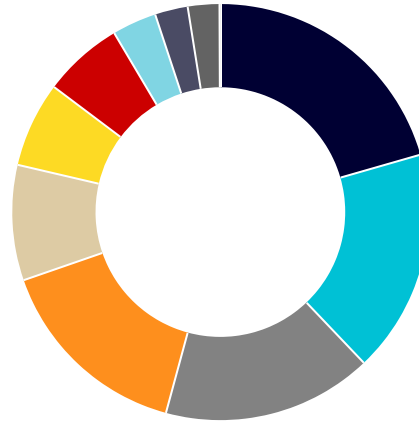
Texas Capital Texas Small Cap Equity Index ETF

Quarterly Fund Fact Sheet

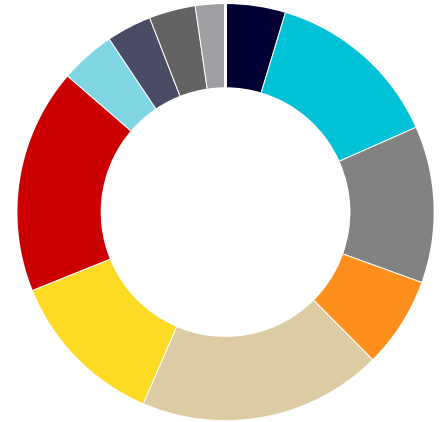
As of 6/30/2024

SECTOR WEIGHTS

Texas Capital Texas Small Cap Equity Index ETF



Syntax US SmallCap 2000



	Sector	Weight %	Weight %
	Energy	20.55%	4.68%
	Industrials	17.35%	13.69%
	Consumer Discretionary	16.32%	12.15%
	Real Estate	15.48%	7.05%
	Health Care	8.95%	18.92%
	Technology	6.62%	12.41%
	Financials	6.22%	17.46%
	Materials	3.45%	4.26%
	Consumer Staples	2.55%	3.49%
	Communications	2.45%	3.60%
	Utilities	0.07%	2.28%
	Total	100.00%	100.00%

Source: Syntax and Refinitiv as of June 30, 2024. Index powered using Refinitiv data.

The Syntax US SmallCap 2000 Index is the property of Syntax LLC, which calculates and maintains the Index. Syntax® is a registered trademark of Syntax LLC and/or its affiliate. The Texas Capital Texas Equity Index is the property of Texas Capital Bank, which has contracted with Syntax LLC to calculate and maintain the Index. Syntax, Refinitiv, and their affiliates and data providers did not participate in the creation, marketing or distribution of the ETF and have no liability in connection with the ETF nor the information provided herein.

GLOSSARY/DEFINITIONS

NAV The market value of a mutual fund or ETFs total assets, minus liabilities, divided by the number of shares outstanding. Market Value Determined by the midpoint between the bid/offer prices as of the closing time of the New York Stock Exchange (typically 4:00PM EST) on business days.

Gross Expense Ratio The fund's total annual operating expense ratio. It is gross of any fee waivers or expense reimbursements. It can be found in the fund's most recent prospectus.

30 Day SEC Yield An annualized yield that is calculated by dividing the net investment income earned by the fund over the most recent 30-day period by the current maximum offering price.



TXSS

Texas Capital Texas Small Cap Equity Index ETF

Quarterly Fund Fact Sheet

As of 6/30/2024

DISCLAIMERS

Investors should carefully consider the investment objectives, risks, and charges of the fund before investing. The prospectus contains this information and other information about the fund, and it should be read carefully before investing. Investors can obtain a copy of the prospectus by calling 844.TCB.ETFS (844.822.3837).

Performance data quoted represents past performance. Past performance does not guarantee future results. The investment return and principal value of an investment will fluctuate so that an investor's shares, when redeemed, may be worth more or less than their original cost. Current performance may be lower or higher than the performance data quoted. Investors may obtain performance data current to the most recent month-end by calling 844.TCB.ETFS (844.822.3837). Index returns do not represent Fund returns. An investor cannot invest directly in an index. Neither the underlying Index nor the benchmark indexes charge management fees or brokerage expenses, and no such fees or expenses were deducted from the performance shown. In addition, the results actual investors might have achieved would have differed from those shown because of differences in the timing, amounts of their investments, and fees and expenses associated with an investment in the Fund.

The Syntax US SmallCap 2000 Index is the property of Syntax LLC, which calculates and maintains the Index. Syntax® is a registered trademark of Syntax, LLC and/or its affiliate.

Index performance does not represent actual fund or portfolio performance and such performance does not reflect the actual investment experience of any investor. An investor cannot invest directly in an index. In addition, the results actual investors might have achieved would have differed from those shown because of differences in the timing, amounts of their investments, and fees and expenses associated with an investment in a portfolio invested in accordance with an index. None of the Syntax Indices or the benchmark indices portrayed herein charge management fees or incur brokerage expenses, and no such fees or expenses were deducted from the performance shown; provided, however, that the returns of any investment portfolio invested in accordance with such indices would be net of such fees and expenses. Additionally, none of these indices lend securities, and no revenues from securities lending were added to the performance shown. Performance shown is unaudited and subject to revision. This site may include materials and documents containing forward-looking statements which are based on our expectations and projections as of the date made. Past returns are not necessarily predictive of future returns.

Investment and Market Risk. As with all investments, an investment in the Fund is subject to investment risk. Investors in the Fund could lose money, including the possible loss of the entire principal amount of an investment, over short or prolonged periods of time.

Index Tracking Risk. There is no guarantee that the Fund will achieve a high degree of correlation to the Index and therefore achieve its investment objective. The Fund may have difficulty achieving its investment objective due to fees, expenses (including rebalancing expenses), and other transaction costs related to the normal operation of the Fund. These costs that may be incurred by the Fund are not incurred by the Index, which may make it more difficult for the Fund to track the Index.

New Adviser Risk. The Adviser has not previously served as an adviser to a registered mutual fund or ETF. As a result, there is no long-term track record against which an investor may judge the Adviser and it is possible the Adviser may not achieve the Fund's intended investment objective.

New Fund Risk. The Fund is new and does not have shares outstanding as of the date of this Prospectus. If the Fund does not grow large once it commences trading, it will be at greater risk than larger funds of wider bid-ask spreads for its shares, trading at a greater premium or discount to NAV, liquidation and/or a stop to trading. Any resulting liquidation of the Fund could cause the Fund to incur elevated transaction costs for the Fund and negative tax consequences for its shareholders.

Geographic Concentration Risk. Because the Fund and the Index will invest only in issuers headquartered in a particular geographic region, the Fund's performance is expected to be closely tied to various factors such as social, financial, economic, and political conditions within that region. Events that negatively affect that region may cause the value of the Fund's shares to decrease, in some cases significantly. As a result, the Fund may be more volatile than more geographically diverse funds.

Small Capitalization Companies Risk. Investments in securities of small-cap companies may be riskier, more volatile, and more vulnerable to economic, market and industry changes than investments in larger, more established companies. As a result, share price changes may be more sudden or erratic than the prices of other equity securities, especially over the short term. Small-cap companies often have less predictable earnings, more limited product lines, markets, distribution channels, or financial resources, and the management of such companies may be dependent on one or a few key people. The equity securities of small-cap companies are generally less liquid than the equity securities of larger companies.

There are risks involved with investing in ETFs, including possible loss of money. Shares are not actively managed and are subject to risks similar to those of stocks, including those regarding short selling and margin maintenance requirements. Ordinary brokerage commissions apply. The Fund's return may not match the return of the Underlying Index. The Fund is subject to certain other risks. Please see the current prospectus for more information regarding the risk associated with an investment in the Fund.

Unlike mutual funds, shares of ETFs are not individually redeemable directly with the ETF. Shares of ETFs are bought and sold at market price, which may be higher or lower than the net asset value (NAV).

Texas Capital Bank Wealth Management Services, Inc. d/b/a Texas Capital Bank Private Wealth Advisors ("PWA"), a wholly owned subsidiary of Texas Capital Bank serves as investment adviser to the Texas Small Cap Equity Index ETF and is paid a fee for its services. Shares of the Texas Small Cap Equity Index ETF are not deposits or obligations of, or guaranteed or endorsed by, Texas Capital Bank or its affiliates. The Texas Small Cap Equity Index ETF is not insured by the FDIC or any other government agency.

Distributed by Northern Lights Distributors, LLC, member FINRA/SIPC, which is not affiliated with Texas Capital Bank Private Wealth Advisors.

20240711-3702188